

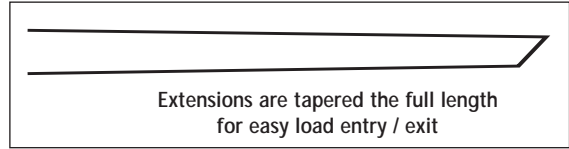


Fork Extensions for Fork Trucks



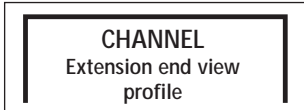
Offering 3 different grades to best fit your unique lifting needs.

- OSHA requires that extensions do not exceed the length of the forks by more than 50%.
- All extensions are made of high strength steel to provide support needed to lift large heavy objects.
- An industrial 2-part painted finish is included to diminish scrapes or chipping during use and for added toughness.
- Sold in pairs.



High strength (channel) Fork Extensions

Item	Length	Fits Fork Width	Inside Height	Inside Width	Metal Thickness	Wt./Lbs. Pair	Price
FEC460	60"	4"	2"	4 1/2"	3/16"	58	\$297
FEC560 QS	60"	5"	2"	5 1/2"	3/16"	64	\$327
FEC472	72"	4"	2"	4 1/2"	3/16"	68	\$327
FEC572	72"	5"	2"	5 1/2"	3/16"	76	\$357



Steel retaining strap prevents fork extensions from sliding off fork during use. Extensions go on by sliding them on the fork at a 45° angle.

High Strength (Channel Plus™) Fork Extensions

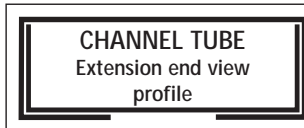
Item	Length	Fits Fork Width	Inside Height	Inside Width	Metal Thickness	Wt./Lbs. Pair	Price
FEP472	72"	4"	2"	4 1/2"	3/16"	83	\$497
FEP572 QS	72"	5"	2"	5 1/2"	3/16"	91	\$537
FEP672	72"	6"	2 1/2"	6 1/2"	3/16"	106	\$637
FEP484	84"	4"	2"	4 1/2"	3/16"	96	\$567
FEP584 QS	84"	5"	2"	5 1/2"	3/16"	105	\$617
FEP684	84"	6"	2 1/2"	6 1/2"	3/16"	110	\$727
FEP496	96"	4"	2"	4 1/2"	3/16"	123	\$647
FEP596 QS	96"	5"	2"	5 1/2"	3/16"	120	\$697
FEP696	96"	6"	2 1/2"	6 1/2"	3/16"	140	\$817



The (Channel Plus™ design) is approximately 40% stronger than standard fork extensions. Designed to drive into them and insert the retaining pin. No heavy lifting needed. Extensions are tapered, full length for easy load exit.

Extra High Strength (Channel Tube™) Fork Extensions.

Item	Length	Fits Fork Width	Inside Height	Inside Width	Metal Thickness	Wt./Lbs. Pair	Price
FET584	84"	5"	2"	5 1/2"	3/16"	171	\$967
FET684 QS	84"	6"	2 1/2"	6 1/2"	3/16"	202	\$1127
FET496	96"	4"	2"	4 1/2"	3/16"	176	\$987
FET596	96"	5"	2"	4 1/2"	3/16"	194	\$1097
FET696 QS	96"	6"	2 1/2"	6 1/2"	1/4"	309	\$1727
FET796	96"	7"	2"	7 1/2"	1/4"	309	\$1737
FET896	96"	8"	2"	8 1/2"	1/4"	333	\$1867
FET6108	108"	6"	2 1/2"	6 1/2"	1/4"	346	\$1937
FET7108	108"	7"	3"	7 1/2"	1/4"	400	\$2197
FET8108	108"	8"	3"	8 1/2"	1/4"	427	\$2347
FET6120	120"	6"	2 1/2"	6 1/2"	1/4"	384	\$2147
FET7120	120"	7"	3"	7 1/2"	1/4"	444	\$2497
FET8120	120"	8"	3"	8 1/2"	1/4"	474	\$2655



The (Channel Tube™ design) is for extreme support when lifting large heavy objects. Designed to drive into them and insert the retaining pin. No heavy lifting needed. Extensions are tapered, full length for easy load exit.

